



PROJECT		REF		REV	ITEM CODE	
LOCATION		DATE			PAGE	

SANITARY WARE SPECIFICATION SHEET

Item Descriptions	GROHE (Germany) "Eurocube Joy" Single-lever chrome plated free stand FeatherControl bath & shower mixer with separate concealed body 29086000	Illustration/ Drawing
Dimensions	L298 x W170 x H985 mm	
Model	23667001 (Bath & shower mixer) 29086000 (Concealed body)	
Finish	Chrome Plated	
Country of origin	Germany	
Manufacturer	GROHE Limited	
Supplier	Acme Sanitary Ware Co. Ltd Mr. Eric Wong/ Mr. Don Yuen	
Contact Tel/Fax	(852) 2388-7171 / (852) 2710-8012	
E-mail	acme@acmesanitary.com.hk	
Website	www.acmesanitary.com.hk	
<p>"Eurocube Joy" Single-lever bath mixer 1/2" , floor mounted</p> <ul style="list-style-type: none"> · set for final installation for 45 984 001 · without roughing-in-set · GROHE FeatherControl Joystick cartridge · GROHE StarLight finish · automatic diverter: bath/shower · spout with mousseur · hand shower Euphoria Cube+ 6.6 l/min · Silverflex shower hose 1250 mm (28 362) · projection 298 mm · integrated non-return valve in the shower outlet 1/2" · with shower holder · protected against backflow 		<p>Rough-in set 1/2"</p> <ul style="list-style-type: none"> · for floor-mounted tub spouts and mixers · without finishing trim set · installation plate with 360° horizontal and 3° vertical adjustment · installation depth 47-151 mm · depth compensation 104 mm · two 1/2" female connections (hot/cold supplies) · flushing plug

Note: [GROHE Eurodisc Joy](https://www.youtube.com/watch?v=j7ulmjQH4eM) <https://www.youtube.com/watch?v=j7ulmjQH4eM>

* All information of the above is for the reference only. No prior notice is made if any changes.



PROJECT		REF		REV	ITEM CODE	
LOCATION		DATE			PAGE	

SANITARY WARE SPECIFICATION SHEET

26467000

"Euphoria Cube+ Stick"

Hand shower 1 spray

- Normal spray
- material: metal
- **GROHE EcoJoy** 6.6 l/min flow limiter
- **GROHE DreamSpray** perfect spray pattern
- **GROHE StarLight** chrome finish
- **SpeedClean** anti-limescale system
- **Inner WaterGuide** for a longer life
- Universal Mounting System. Fits all standard shower hoses



GROHE EcoJoy with water-saving function for reduced consumption

GROHE EcoJoy reduces water consumption by up to 50% without compromising on performance. Whenever you turn on your tap, you will enjoy a full jet of water while saving money nonetheless.



GROHE DreamSpray for luxurious showering

The GROHE DreamSpray technology turns your daily shower into a luxuriously relaxing experience. The advanced engineering of the shower head ensures a balanced flow of water from all nozzles, whatever spray pattern you choose.



SpeedClean: easy cleaning thanks to silicone nozzle

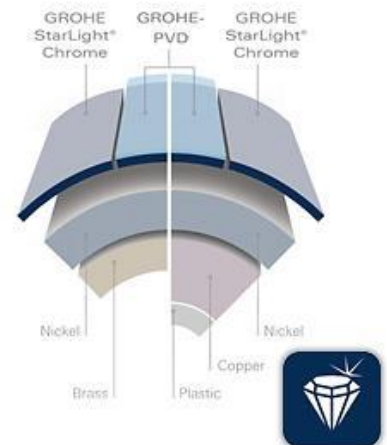
Indeed, the name says it all: with the SpeedClean technology, you'll have limescale removed from the spout in the blink of an eye thanks to a nozzle made of silicone. A quick wipe with your fingers is all it takes to remove any limescale deposits, saving you a lot of time and effort!



Coating protected by Inner WaterGuide

A strong insulation of the water guide inside the shower prevents its surface from heating up, so it will never be too hot for you to touch. At the same time, this serves to protect the finish of your GROHE shower, further enhancing its great durability.

GROHE StarLight®



GROHE surface hardness



Chrome PVD

GROHE scratch resistance



Chrome PVD

Note: <https://www.youtube.com/watch?v=JGu8g32davk&feature=youtu.be>

* All information of the above is for the reference only. No prior notice is made if any changes.



PROJECT		REF		REV	ITEM CODE	
LOCATION		DATE			PAGE	

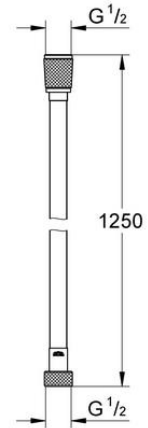
SANITARY WARE SPECIFICATION SHEET

28362000

"Silverflex"

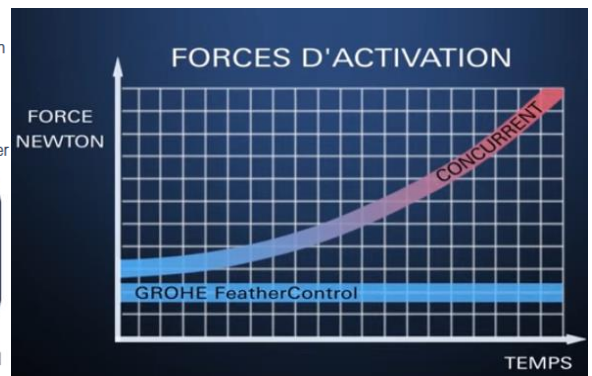
Shower hose Twistfree 1250

- 1250 mm
- smooth surface for easy cleaning
- tensile strength 500 N
- pressure resistance up to 5 bar
- heat resistance 70°C
- **AntiFold** bendproof
- **Universal connection** G 1/2" x 1/2"
- rotation cone for **Twistfree**-function
- **GROHE StarLight** chrome finish
- **blister pack**



Smooth joystick handling for effortless precision and ultimate convenience to last a lifetime. The brand new GROHE FeatherControl cartridge brings joystick control to a whole new level. Using state-of-the-art coated ceramic discs and an innovative sealing, the GROHE engineers have created a joystick cartridge with a wider volume and temperature angle – for a more precise control – with the same silky smooth operation as our renowned GROHE SilkMove® cartridge.

Only GROHE mixers deliver the unique GROHE FeatherControl experience. The solid smooth handling of our joystick-lever mixers perfectly expresses the quality and superiority of our brand.brand.



The wide FeatherControl temperature angle ensures more precise temperature control.

Effortless fingertip control and silky smooth operation, thanks to the superior ceramic disc-coating.



Even after years FeatherControl guarantees the same smooth operation as on day one.

Note:

* All information of the above is for the reference only. No prior notice is made if any changes.



Department

入境事務大樓

Gloucester Road, Hong Kong

電子郵遞
e-mail wsdinfo@wsd.gov.hk

電話
Telephone 2829 4355

圖文傳真
Facsimile 2824 0578

檔號
Reference (2) in WSD 3321/17 Pt.1 T/J(643)

3 July 2017

Approval of "GROHE" Bath/Shower Mixer

Your letter ref. WRC/1330 dated 5 June 2017 refers.

Having considered the test report ref. J20893 issued on 11 January 2017 by Nutek Systems (HK) Ltd., this Authority accepts that the fitting described below complies with, and its use when correctly installed does not contravene, the Waterworks Ordinance and Regulations.


Name of Manufacturer: Grohe AG

Country of Origin: Germany

Brand: Grohe

Details of Fitting: 1/2" Single lever floor standing bath/shower mixer

Model: 23667XXX + 29086000
(where the digits "XXX" denote the code of colour)

Body Markings: 

Expiry Date: 15 December 2021

This Authority hereby permits the use of the above fitting in fresh water plumbing systems subject to full adherence to Waterworks installation requirements. In particular, you are required to draw your customers' attention to the following requirement-

"The cold water supply to the fitting shall be drawn from the same source that supplies the hot water apparatus so as to provide a balanced pressure and to obviate the risk of scalding in the event of a restriction or failure in the water supply." AND

"The shower head or handspray should not be placed in submerged conditions and should be securely fixed to the original position after use."

A condition of this acceptance is that the fitting to be installed shall be replicas of the sample as certified by the testing agent mentioned above and without modifications. This acceptance may be withdrawn at any time if the standard of the fitting installed fails to meet that of the approved sample or if the fitting is found to be unsuitable for use in fresh water plumbing systems.

This acceptance is only applicable to the main body of the fitting, unless other specified.

For the use of the fitting in any project, the Acceptance Reference Number at the bottom of this letter must be quoted as a means of identification of acceptance of the fitting by this Authority.

Should you have any enquiries, please contact our Engineer Mr. Terry KUNG at tel. no. 2294 2656.

Yours faithfully,



(CHAN Chung Kun)
for Water Authority

c.c. WSD 3321/1/82] - without catalogue
 ME/MC] - with soft copy only